
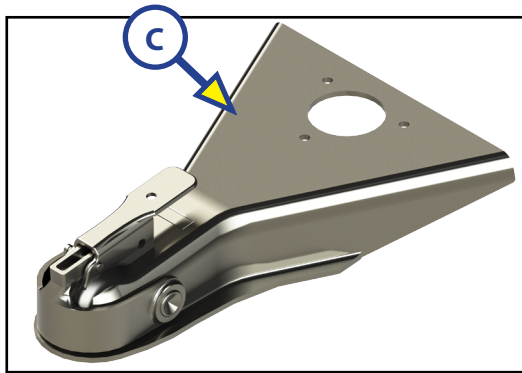

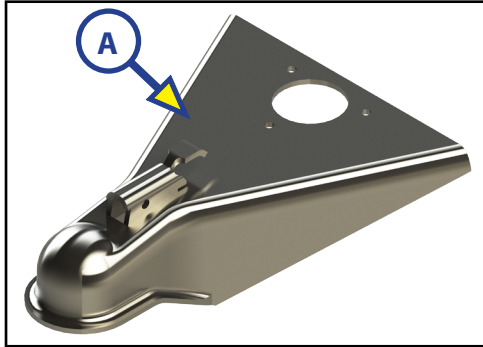


QUICKBITE COUPLERS AND COMPONENTS

TOWING



Callout	Part #	Description
A	135430	2 5/16" 14,000# 50 Degree Coupler
B	119096	5104 - 24; C14 A-Frame 2 5/16" 13,000# Shelby Coupler
C	225978	8,000# A-Frame Coupler with Helmet Pac-Rim
D	212715	QuickBite Coupler Model 7000 SS; 1 7/8" - 2" Ball; 10,000# (OBSOLETE)
	2127192	QuickBite Coupler Model 7007XT; 1 7/8" - 2" Ball; 50 Degree; A-Frame; 10,000#
	2127182	QuickBite Coupler Model 7007; 1 7/8" - 2" Ball; 50 Degree; A-Frame; 10,000#