


DOORS


Fig. 1



CORRECT

Installation of ramp extension foot frame ([162948](#)) requires the foot frame to reach over hinged frame to lock ramp extension in place for safe travel of loading vehicle.

Fig. 2



WRONG


Incorrect installation of ramp extension foot frame does not allow for ramp extension brace to reach over hinged frame to support ramp and its extension.

⚠ CAUTION

Improper installation may result in injury or property damage.


Ramp extension support storage reminder

Fig. 3



Foot frame can be stored by pulling pin from bracket on the side closest to the hinge. Due to the weight of the foot frame, this form of storage is **NOT RECOMMENDED**. Storing in this manner may result in injury or property damage.

Fig. 4



For **RECOMMENDED** storage, it is best to pull both detention pins from foot frame assembly, pull the foot frame free and store the foot frame as a free standing component. This allows for less weight on ramp door during operation.

As a supplier of components to the RV industry, safety, education and customer satisfaction are our primary concerns. Should you have any questions, please do not hesitate to contact us at (574) 537-8900 or by email at customerservice@lci1.com. Self-help tips, technical documents, product videos and a training class schedule are available at www.lci1.com or by downloading the MyLCI app.